

### DETAILS:

Product ID: Skyline Series

Description: Stationary Panel with Sliding Door

HMI

4795 Shepherdsville Road

Louisville, KY 40218

Tel: 502-969-4059

Fax: 800-313-4195

hmiglass.com

### FEATURES:

- One stationary panel, one sliding panel
- 3/8" Clear Glass
- 90° Return option
- 3/4" Solid Bar
- 4 Small, smooth rollers
- U-Channel on fixed panel
- 2 - 1/4" Recessed pull for easy opening/closing
- Doors overlap between 1" to 3"

### SPECIFICATIONS:

Aluminum Extrusions

- HMI's tub and shower enclosures are fabricated with extruded 6000 series billet.

### CODE COMPLIANCE:

- ANSI Z.97.1 (Tempered Glass)
- CPSC 16CFR1201 II (Glazing Materials)
- ASTM C1048-85 (Anodized Finishes)
- USFS DD-G-1403B (Tempered Glass)
- SGCC Certified

### AVAILABLE FINISHES\*:

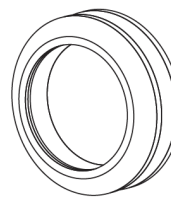
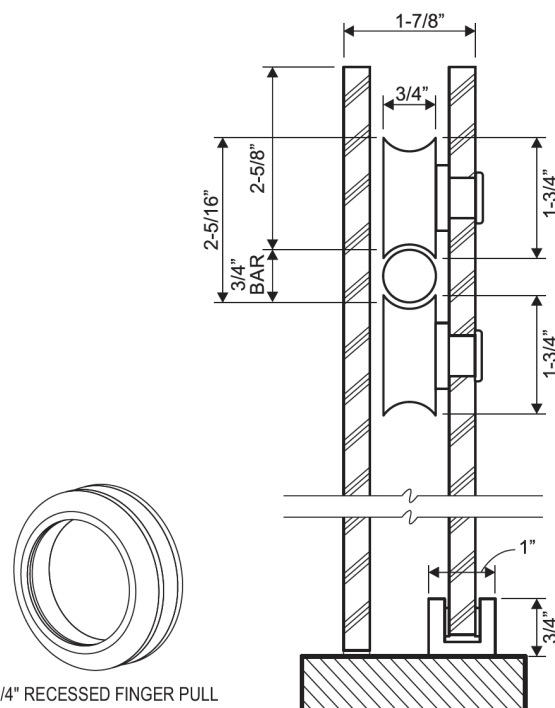
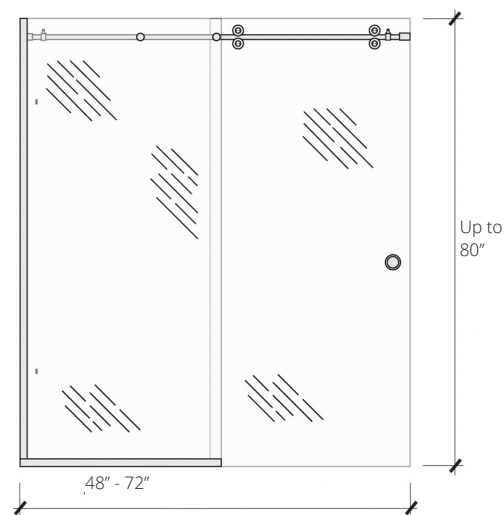
- CH - Chrome
- NI - Brushed Nickel
- MB - Matte Black
- RB - Roman Bronze

### GLASS:

- 3/8" Clear standard
- Compatible with HMI **C.10** Protective Glass Coating
- Additional patterns available\*

### HANDLE:

- Recessed finger pull standard
- Additional handle options available\*



2-1/4" RECESSED FINGER PULL

DRAWINGS NOT TO SCALE